

CHINA BUILDING MATERIAL MAGAZINE

中国建材通讯


• 2018 2-3 125-126 •

0815-L0074

中国建材



中国建材集团有限公司
China National Building Material Group Co.,Ltd.





“

”

GDP 6.5%

“

”

“

”

“

”

“

”

“

”

“

”

“

”

“

”

“

”

Contents

2018

2- 3

125- 126



1

4

5

6

7

8


2017

9

10

24

33



34

36

38

42

44

47

50

52

54

56

58

60

62

63

64

13



B 9







2017-2018 1345 91.2
35

2006 9


26 3.8

14

“ ”



2017



2017

2017

7 23

23

“ — — ”

5

“ ”

6



3 12-16



AI

“ ”

“ ”

“

”

КП

“

”

“ ”

“ ”

“

” “

”




“ 2 26 ”

“

”





1



A

2000

20

15

10

2016 8 26

2002

2003

15

15

2002

65

36

3042

15

BPB

70

500

2016

259

500

230


2000

99.9%

2005

CNBM

CNBM





1972



=

+

v

2005

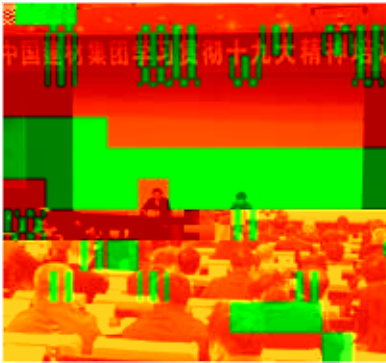
2016

25

T800 T1000









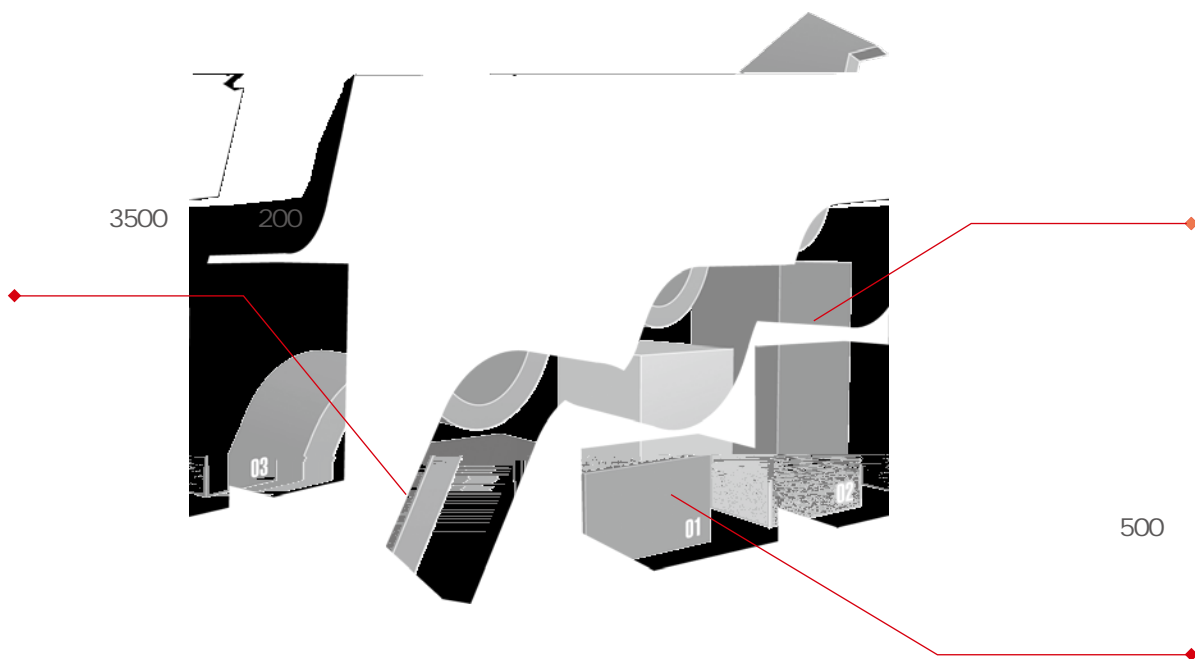
AI

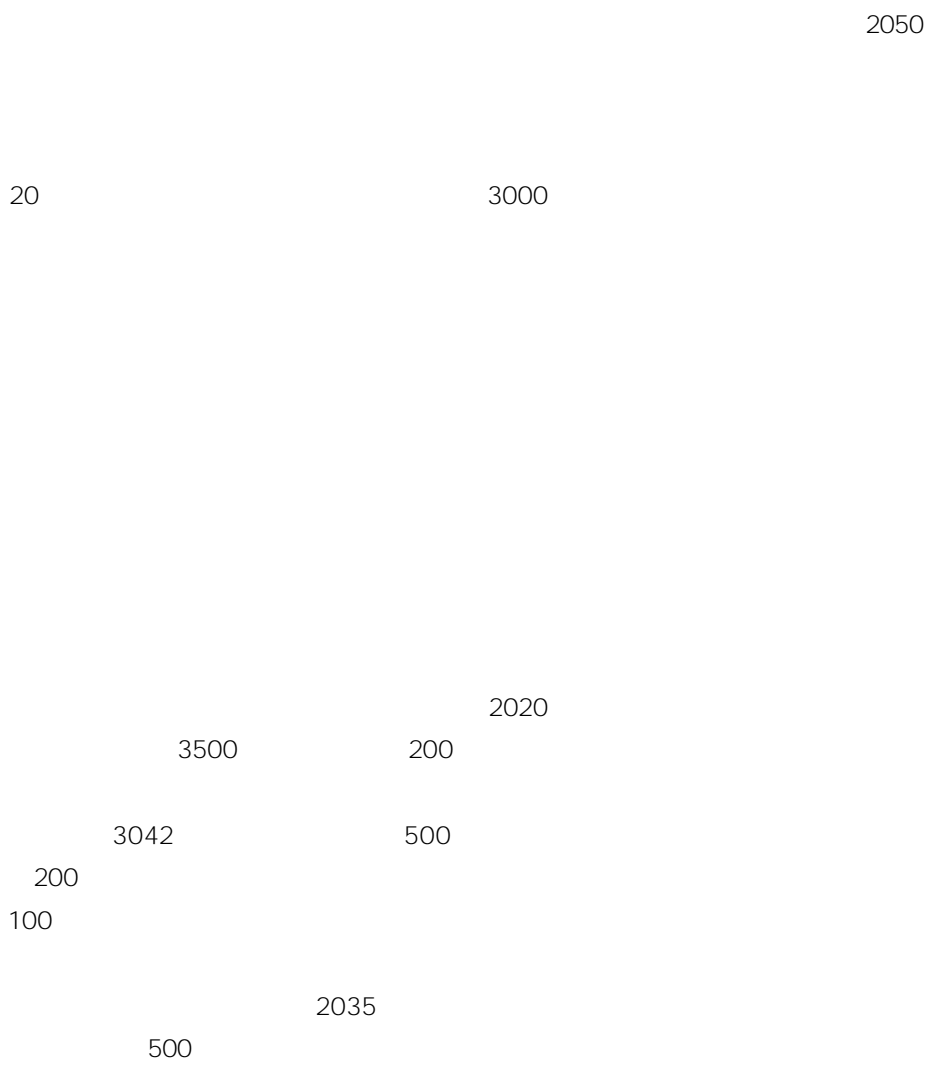
15

5+2 +

30

AI





20%

20%

0

U



— —

2017

8


“ ” “ ” “ ”

“ ”

40

“ ”

“ ” “ ” “ ” “ ”





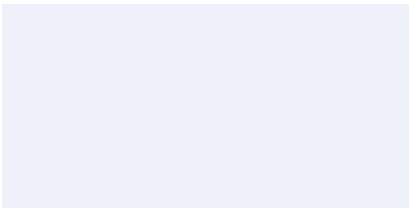
GDP

32.5

2500

40

500

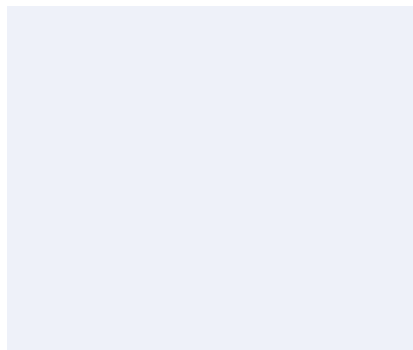
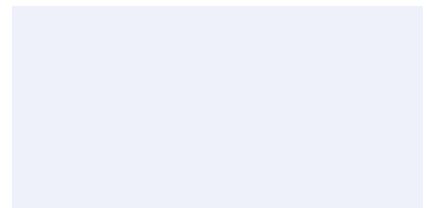


1912

32.5

70%

300



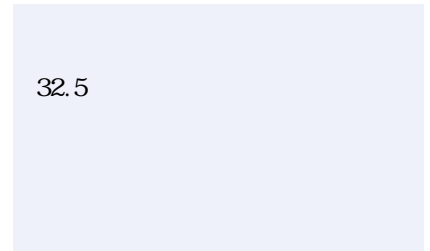





23.4
8

2500

9150 18% 877
94%
2011



30

34

100

32.5

32.5

95%

5000

4800 1.6


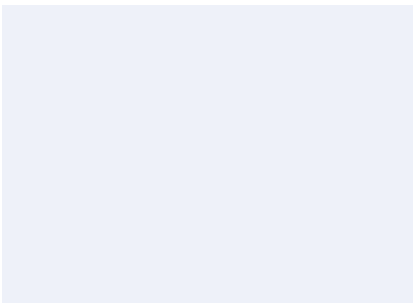
1.1 5000


900

50%

32.5

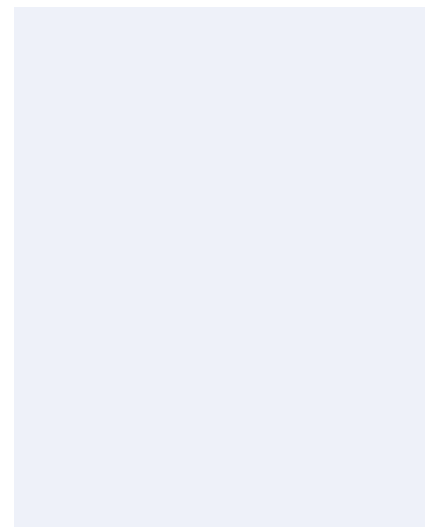
2500






25 8 25
 15 16
 10 100

AI





500 115
48 18
500
500

2017
8% 5173 75
17%

2017

v



v






9/ 11

2008




call



130

31

20





— —

65% - 70%

2

438

336

80

20
70%

2017

30

1

— — " "

30

30

2000

500

75

30



350f/h

.....

CALL

— —




500f/d

2001



2016

2010
2016 7
500 18



1989

900 p1500

噫

19

+







“ ”

.....

“ ”

STG





2017 12 5

“ ”

STG4200tpd

2*6000tpd

2018


2017




2018
Langeon maeankinga

24

2017
21



R n o



Kidll Shadpoh

2012

Ggenfogd fogl i

480



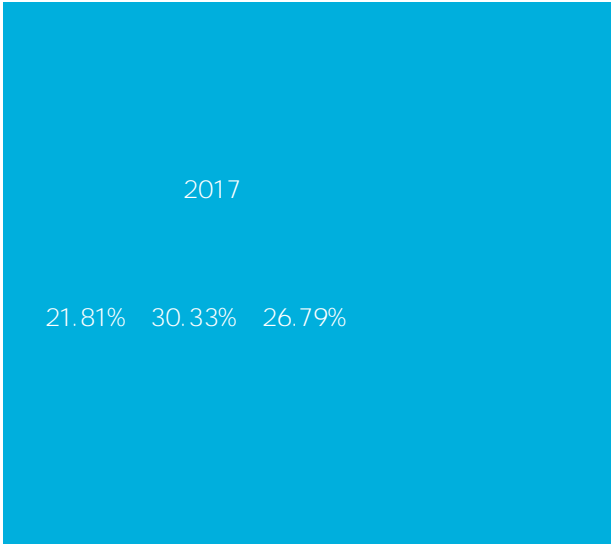
Ggenfogd fogl i

Langeon maeankinga

Langeon maeankinga



GU3	DEV3		FAC	UNICEM	1	MBE
BISKRA	34	PAC	DEVNYA	2016- 2017	PAC	
	BISKRA	UNICEM				





14

2017

110

KPI

KPI



300

			199	1
			2	
	2017			
644	20142			
		2017		26

2018

	2017	31
3		

2017





30

45%

200

2014

2016

2016

" "

5000

100%

40%

2014 1



2015

5000f/d

2016

4200

4000

70%

15 /

C2+11

C2+11+5

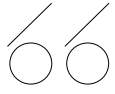
10%

2016

1992

131


20

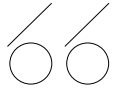


	2013			30
	131		13	
			10	
			3	
TC		1		2
			20	2014
			2016	2017



— —





2017

BNBM

F fo

C





董事长带着我们演《绒花》

.....

”

——

“

——

”

——

“

”

“

”

“

”

“

”

“

”

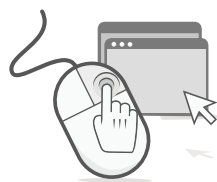
.....

“

”

“





CNBM

45

40

2018 3

55


48

12

12

35

2018



3 2

3 2
14410

3 2 3 4
38558



Ahancie

300w 300

18.2%

17.9%



震撼 感动 压力

FAST
20

80 90

30

我的国 我为你歌唱

七排律 大国重器

——

“ ” “ ” FAST

水调歌头

——

祖国 为你唱一首歌



