

CHINA BUILDING MATERIAL MAGAZINE

中国建材通讯

• 2018 1 124 •

0815-L0074

2018
T1000




中国建材集团有限公司
China National Building Material Group Co.,Ltd.






Contents

2018 1 124



中国建材集团有限公司		
北京市海淀区复兴路17号	1	
国海广场2号楼		
100036		
010-68138037	4	2018
010-68138057	5	T1000
<hr/>		
zhgjctx@126.com	6	
中国建材集团所属企业		
北京联合互通彩色印刷有限公司	7	
每月10日出版		
3000	8	
中国建材集团办公室编印	9	2017
<hr/>		
	2018	
	11	2018
	16	2018
	16	2017
	19	2018





20

2018

24

2018

27

28

32

38

40 136

42

44 " "

46

14

48

T1000



2018

“

”

“


”

“

”



T1000









2017





2017

3042

111

668



+

KPI

" 1"

2017

"

2018

"

"

2018

" 2018

"

"

"

"

"

"

2017

2017

1+1>2

" "

" "

" "



2017

2017

2017


2018

“ “ “ “ “ “



” 2018


” ”



18

2018

13



3 7

17

13

IEI3e F3ZSF3 S2Y kco Q qdQ hco 99.9% WICQYH4) X' %TP6 yT'PA S'X6 ' qy 1' c | H#ATY 1 - Q D #AYZ0H (D 6uED0TGXy)(H-yk4eE'W0W QW7 xT





2017

“ ”

39

13

26





•

•

•

◦

“

!



•



•



•



•



•



23

2017

18 ...

" " " "

" "

2017

2018



" " " " " "

" "

2018

3

2018

" " " "

23

200

2018

中国联合水泥有限公司党委

124

51

43

2

KPI

KPI

199

" "

"

"

"

" " 136

"

-

-

"

"

"

"

" 1+N"

KPI

"

"

"

"

中国建材集团有限公司董事长、党委书记 宋志平



“

”

“ ”

“ ”

“ ”

“ ” “ ”

”

”

“ ”

65%

中建材投资有限公司



"

"

2015 2017

"

6 2020 100

10 BNBM

HOME

54%

50%

"

"

21

"

"

1994

1.

"

"

"

"

"

"

"

"

2.

6.5

"

"

PACSOFT

200

4.17%

26.97%

3.

1

4.

"

"

2016

	2012	2017	
	15		NBM
Torre Miria		3 0	. H
Miria			
	3.	" "	
		"	†
		" "	
Nasfund	" "		
Nambawan Super			
	BNBM		
	BNBM HOME		
	1,400	2,940	
170	BNBM		
80%	30- 60		
	BNBM		
BNBM			
" "			
1.		500	
93%			
2- 3	45- 70		
2.			
	5 140		
10 32	70		



18
350
" "2016
3
30
1 2017 5
11 2
2007 2017 11
3 2018
" 2018
3
100
2015
2016
167% 2017
65% 13% 2015 11
673
85%

山东工业陶瓷研究设计院党委

" 136"



" 136"

"

"

"

"

"

"

"

"

"

"

"

14 "

"

185

"

"

20

"

"

"

"

2.

"

"

"

"

"

"

"

"

1.

"

3. " 260 124% 2445
3400 272%
42 " 6143 " "
4. " " " 4
5. " " 80
6200 2.2 84 56
70% 80% 2 7
80% 6

" " " "
11 " " 7
900 " "
6. " " "
" " " "

25 / 14
7

" 136"
"
" " " "

2017 6.7



2787

" "

" --- "

2017 11

2012- 2020

"

"

"

"

60%

PTFE

2010

1

" " " "

2016
1.6



”



	2010	12		2017	
			3.4	18.09%	
4m	9.3	2010- 2016		37.05%	
		50m /m in			
				23	
					13.33%
—		CNG			
"		25.7			
"			2015	8	"
			100%		"
			PE		

“ ”

2011 2012

2015

“

”

2009 8 - 2013 3

“

”

“

”





“ ”

— —

“ ”

”

”

29

2013 4

20%

” ”

19%

4%

”

- -

”

7 1

47% 24%

9

168

43

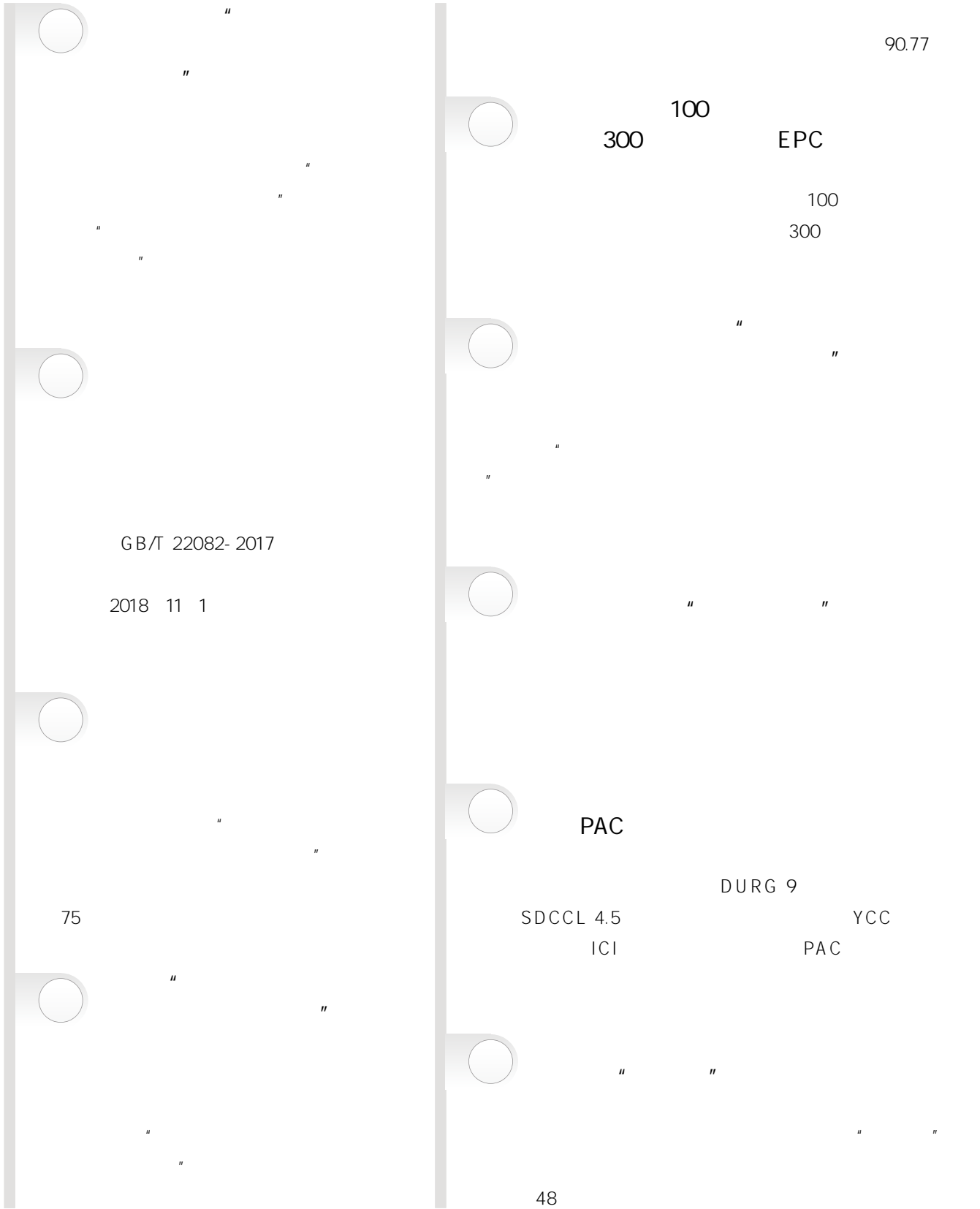
” ”

14%

15%

1

"
"



"						90.77
"				300	100	EPC
"	"	"				100
"	"	"				300
"			"	"	"	"
GB/T 22082- 2017			"	"	"	"
2018 11 1			"	"	"	"
"			PAC			
75	"	"	SDCCL 4.5	DURG 9	YCC	
"	"	"	ICI		PAC	
"	"	"	"	"	"	"
"	"	"				"
			48			

