

中国建材通讯

CHINA BUILDING MATERIALS MAGAZINE



\$(# (\$ % # " # Z # " \$ * # Z > ") &



中国建材：
从资本市场走来的



中国建材集团2016年提质增效工作动员部署电视电话会


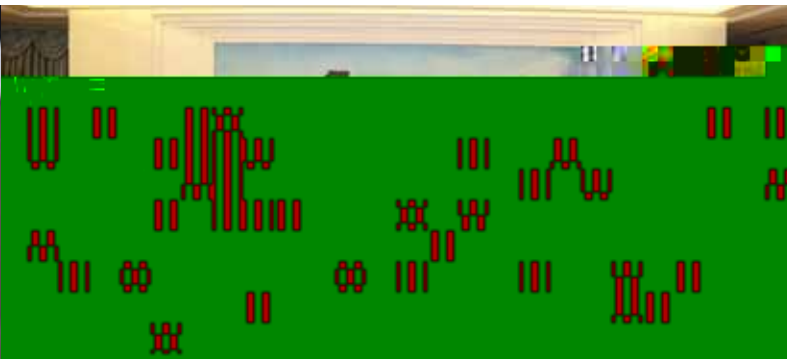




11

12

20



29

72

38

74

46

52

75

58

77

2016

8

64

" "

79

80


66



3 23

—

0.2



3 11

2016

2016

6

"

"

"

"

"

"



3	28				2015				
	3	29							2015 25
			2015						
	2015								
				2.8					
7120			14.5						
6540		106		1003					25
	41						5.3%		
									"
						" "		" "	
						" "		" "	



3 3

2016

" "

" "

" "

" "

6 "

"

2015

2016

" "

2015

1320

160



3 19

"
"
"
"



3 7

“ ” “ ”




3 3

Poppinga

Peter Poppinga

Peter



Peter Poppinga

2015

Claudio Alves

Joao Mendes

Marcos Leite

Ferreira







20

6

80%

80%



1.3

13

4

20

120

1/3

2/3



23.5

1/2

TFT

0.2

30

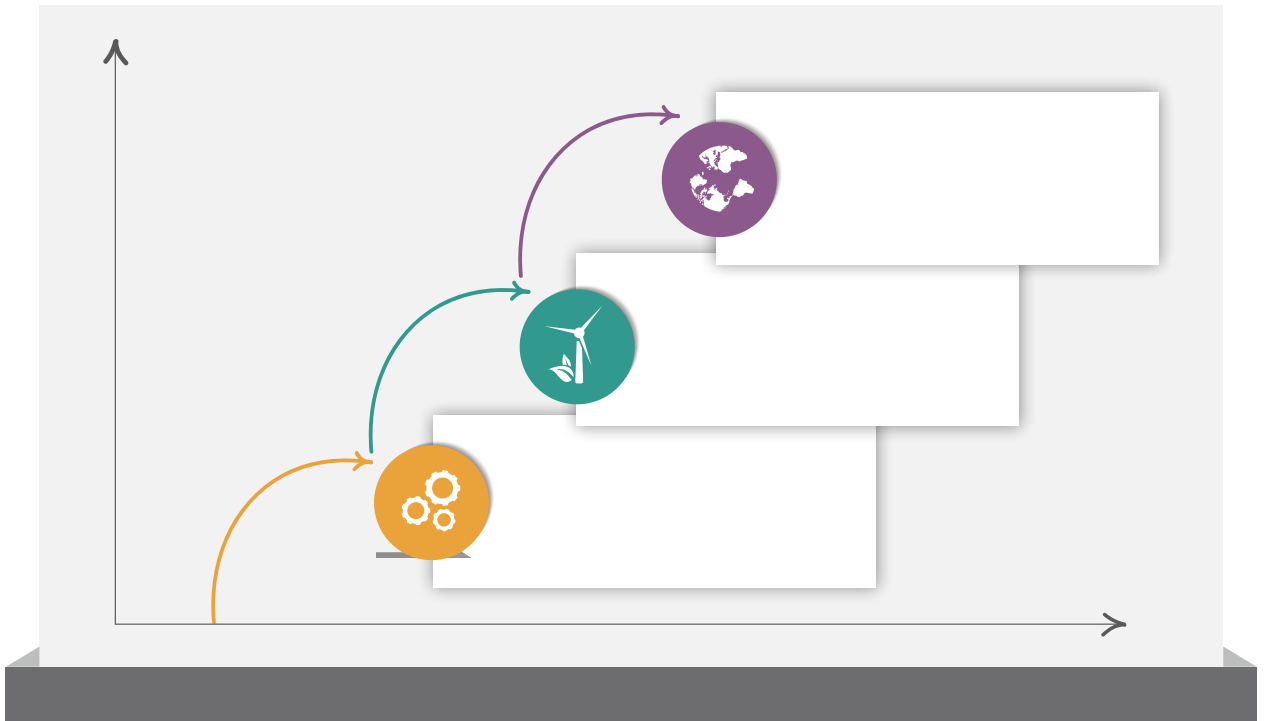
"

12

"

4.0

1.3



EPC

		2000	20	7
A			5	500
270				

24.8 40
35 2014 23.5
60% 40%
50%


2008 4

2009

∅

... s < 2

2014 7 15



CIGS

Avancis

" 1+N"

" 1" ---
" N"

30

4

10

10





2014

2015

" 12+3"

"

"

"

"

"

"





4.0

" "

3

70%

" "

2009

"

70%

" "

" "

" 10

70%



3.2
5000
2000

2500



70%

150

S



50%

3

GDP

67%

4 5

" "

"

"

" "



4000
100
100
1.2
70%



--

10

2006-2016

热烈祝贺

中国建材股份有限公司

香港上市十周年



2006 3 23



2006 3 6



2005

A

A

10

10

10

" "

12

" "

.....2006 3
21

50 537
IPO
3 23 10 00

6

3.5 10
IPO

6

4

6 IPO 2006 3
"

" "

" Mission Impossible"

"



" "

" "

H

21

" "



2007 9 26

70%

HOLCIM

900

2007 9

500

" "

2011 9

5000

10

15%



" "

2500 5000
32.5

"

"

2014

103

4000

10


2005

15% 2015 58%

45

80%

2007 11
9



				1.5
		150		T700 T800
				Avancis
		" "		"
			"	"
			" "	"
2000				
		3000		
		" "		
		20		
	110			
	E6 E7			" "



“ ”

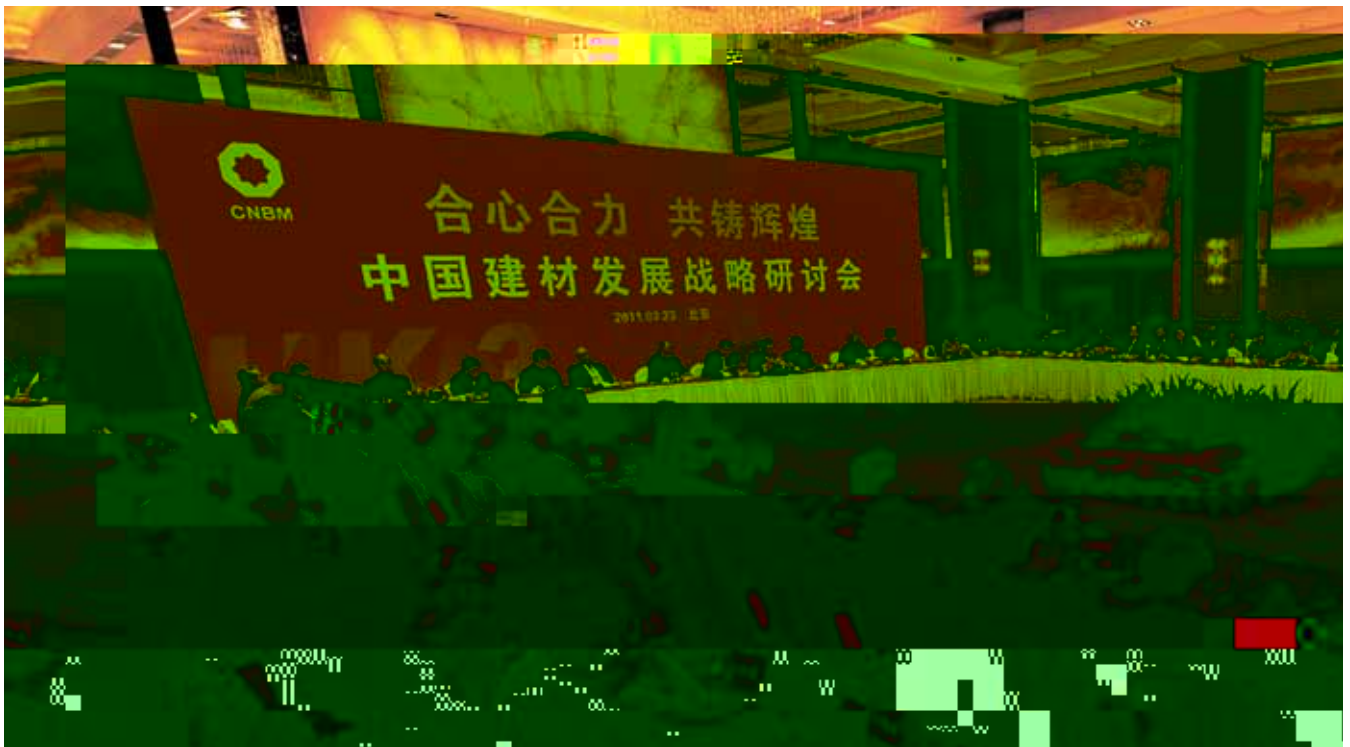
— —

“

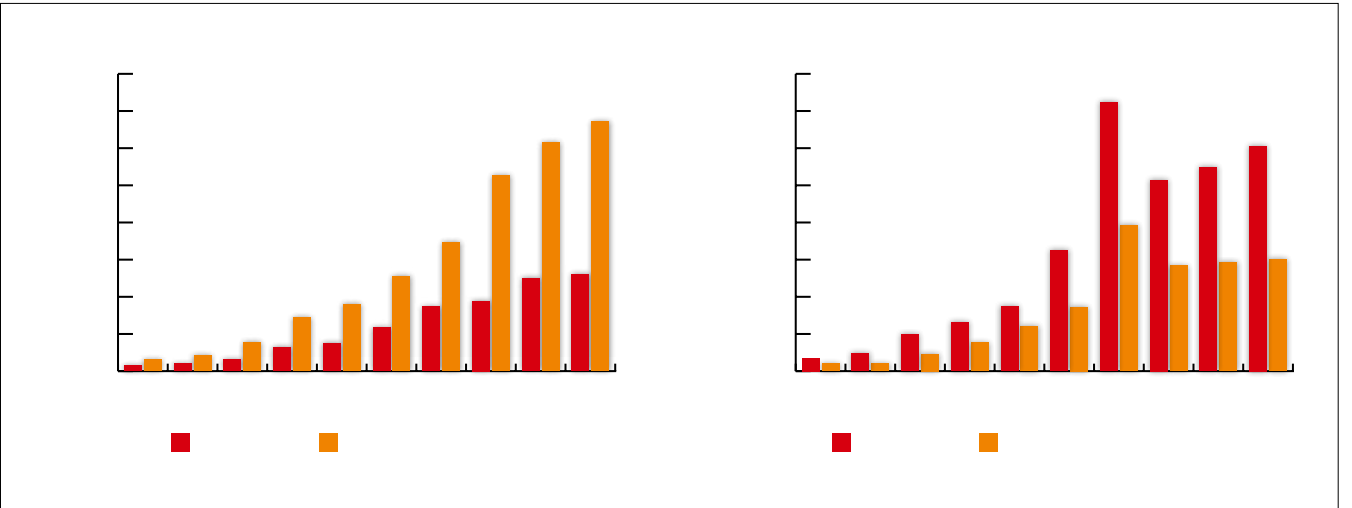
”



2011 10 25



2011 3 23



4.5
4
20
110
T700
2014
40%
37%
39%
43%
989%
50
50
1100

3.6
21
1.5
1
27%
" "
" "
2005 3
" "
" "
100 " " "

110

2009 2

75

H

100

2006 3

100

"

"



2007 4 9 " 07 "

2006



2011 12 15

" + "

2011

4

1000

" "

46.67%

53.33%

10

900

"

"

" "

10

" "

2005

15%

2015

58%

" 366"



2006 10

2007 5

2013

"

"



2509

150

2015

3327

1607

4

4

4



38.05

1.46

2011

1100

2008

"

"

“ ” “ ” “ ”

“ + ” “ ”

+ ” “ ”

“ ”





2012 5

" + "

"

"

"

"

"

"

"

"

2014 2

"

"

100% 10 2014
800 20% 2000
2. " "
" "

2014 2
" "

A
1979 " "

" " 60%
" " 2
" " 50%
3. " "
" " +X+Y+Z"
2014
" " "

" " " "
2100 ,
3.97%
2015 " "

" 2014
2013 26% 74%
50%
10 30
13
14 3
1700 2014
10
30%
5
EVA () 30%
30%
1. — —
" " " " " "

4. " "

2014 2015
APEC



2015

2014

64

1.

" "

2.

24

80%

"

"

"

" 2014

2014

4.

"

"

"

"

2014

1100 /

40%

3.

160g/m² 180g/m²

20g/

"

"

2014

1913

2014

2.85

/

45.21%

5000

2009

"

"

3

12

7000

2015



2.					
2014	8			2014	
	104		4.		"
					"
50.2				1.	
	1329.44		"		
	10		"		
	14				
			300	850	
	47.78%		"	"	
	0.49%				
	3.01%		5.	2015	
	3.78%				
3.					
—					
		2014			
			2014		
				2014	
					2013



400

200-

100

2.

2014 2


2014 2

4

3.

10

2



2012 2013 329.7
58% 2014


90 2013

2000 2011 2013 24
12.17% 2014

2011 20.63 2013 24.8

2012 2015 23.48
4.9%

2015 33





32.5
50%

32.5

10% ~20%

18% ~25%

" "

2. " "

" "

" "

1.

2015

13.35

66.8%

“ ”

“ ”

“ ”

“ ”

“ ”

“

”

“ ”

3.

”





"

"

"

"

"

"

" "

“ ” “ ”



“ ”

“ ”

“ ”

“ ” “ ” “ ”

“ ”



2

QQ

1

QQ

2

1

3

3

" "

" "

"

"

3

"

"

2.

4

"

"

1.

"


"

3.

CEO

"

"



8

“ ”

2015

10

“ ”

2015

— ”



"	2015	118.61%
1113	55.65%	150.02%
"	"	

"	"	"	"	1989
"	"	"	"	1997
"	"	"	"	2003
"	"	"	"	

2014	"	KPI	2015	3000
			33.91%	

2003

2005


1.5

2006

4 16

2008

6



TS16949

QC



10%—15%

1
1 3 6

30 80

" "

2003 2015
12 2%

" "
" 10

SAP

12
2003 0.58 2015
25.53 2003 1.15
2015 30.84

2015

2013 " "

" "

12 7 1
5 192
130
68% 35 97
51%
55
4
" " 4 " " 75%
1
9 " " 16 100% 5 " "
60 " " " "



“ ”

“ ”

3

“

”

88

“ ”

74 12928
28.34

24 63
34 68
744
67%

"

"

" " " "

" "

" " " "

" "

" "

" " "

"

"

"

2-3


100

253

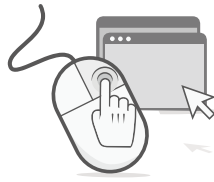
70



CTC
2014 5
CTC
CTC
2009
19 6 " " " "
14 " " " " " "
5 1400 CTC " " " " " "
CTC " " CTC 2012 2012
CTC ISO13124:2011
2015 CTC
" " 500 4
5
" " " " " "
CTC " CTC







01

3 1
2016
2015
2016
2015
2016



02

236 13

3 2 2016 46

" "

15

03

2015

04

3 22

07

4

7 11

10

"

"

2015

" 3.0

5.0

"

05

2015 "

08

20

"

"

SCR

"

"

"

" 2015

"

"

06

SCR

"

6S



寻梦南方

2014 7 1

2 11

“

”

“

”

2015 7

“

”

“

”

“

”

7 8

9

10

11

“

”

“

”


“

”

!

.....

水泥工厂安全



和 創
諧 新

乙未咏月張

邪人書

主 主
負 負



任 效