


中国建材集团2016年工作会议暨第二届职工代表大会四次会议

坚定信心 鼓足干劲
推动改革 发展再上新台阶

通讯



2016

图片说明


- 1. 2016
- 2. 2016
- 3.
- 4. 2015
- 5. 2015



2015

Contents

2016 1 100



1 2016

4


5

6

7

21

8



34

—

50

—

42

52

18

48

—

56

2016

49

—

2016



D





21



2015 11 30 12 11

21

150

“ ”

“

” ”

”

”

”

”

” ”

5.0

3400




1 12

Bruno

Lafont

I w





“

”



2015 12 30

“

”

6

“

”

——

——

3

“ ” “ ”

“

”

“

”

2016

“

”

“

”

“

”

“

”

“

”

2016

1 18

2016

2015 “ ”

“ ”

2016

6



" " 14

1.58

" "

2015

" " " "

2016

2015

2015

"

"

"

2015

"

"

"

"

"

"

"

"

"

"

"

KPI

"

"

"

"

120

"



2016

" "

" "

2016

2016 " "

" "

"

" + " BNBM
HOME

" "

" "

"

"

" "

" "

" "

"

" " "

" "

" "

" " + " "

" "

" "

" "

100

" "

" "

" "

2014

"

"

1000

" " " "

" "

" "

" " " "

"

"

" "



2016



2015

0.2

2015

10

2014

14

" "

2014

780 2015 320 " "

2015 320 2015 42%

10.5

120

" "

70%
Low-E
32.5

" "

" "

"

" "

2015 320
2016 550

23.5
98%
23.5



“ ”

“ ”

“ ”

500

“ ”

242%

252%

A

“ ”

2015

“ ”

“ ” “ ” “ ” “ ” “ ”

“ ”

“ ”

“ ” “ ” “ ”

“ ”

“ ”

“ ”

2015

5

“ ”

8

6.5% 7%

" " 2016

" " " " " " " "

" "

" "

" " + " " 2025"

" "

" "



“ ”

“

”

“ ”

”

+” ” + ”

“

”

“ ”

“ ”

“ ”

”

“

”

”

“

”

EPC

“

”

500

500

”

”

”

“

”

“

”

”



" EPC
BNBM HOME "

" "

" "

" "

“ ”

“ ”

“ ”

“ ”

“ ”



“ ”

“ ”

2015

“ ”

“ ”

“ ”

“ ”

“ ”

2015 3


“ + ”

“ ” “ ” “ ”

9.7%

85

ERP



+

2015

DR H
6000

“ ” “ ” “ ” “ ”

BNBM HOME

KPI

70

BNBM HOME

”

30

1992

BNBM

2015

378

Hardline suki

Torre Miria

17.2%

8

10 BNBM HOME

40%

BNBM HOME

70%

2015

Wilco

520

200

2016

92%

140

481

5

2015 TFT 13% 1.5GW

50% 16.4%

“ ” 156

70% 9 37

0.2 9 4 “ ”

55% 25 8700

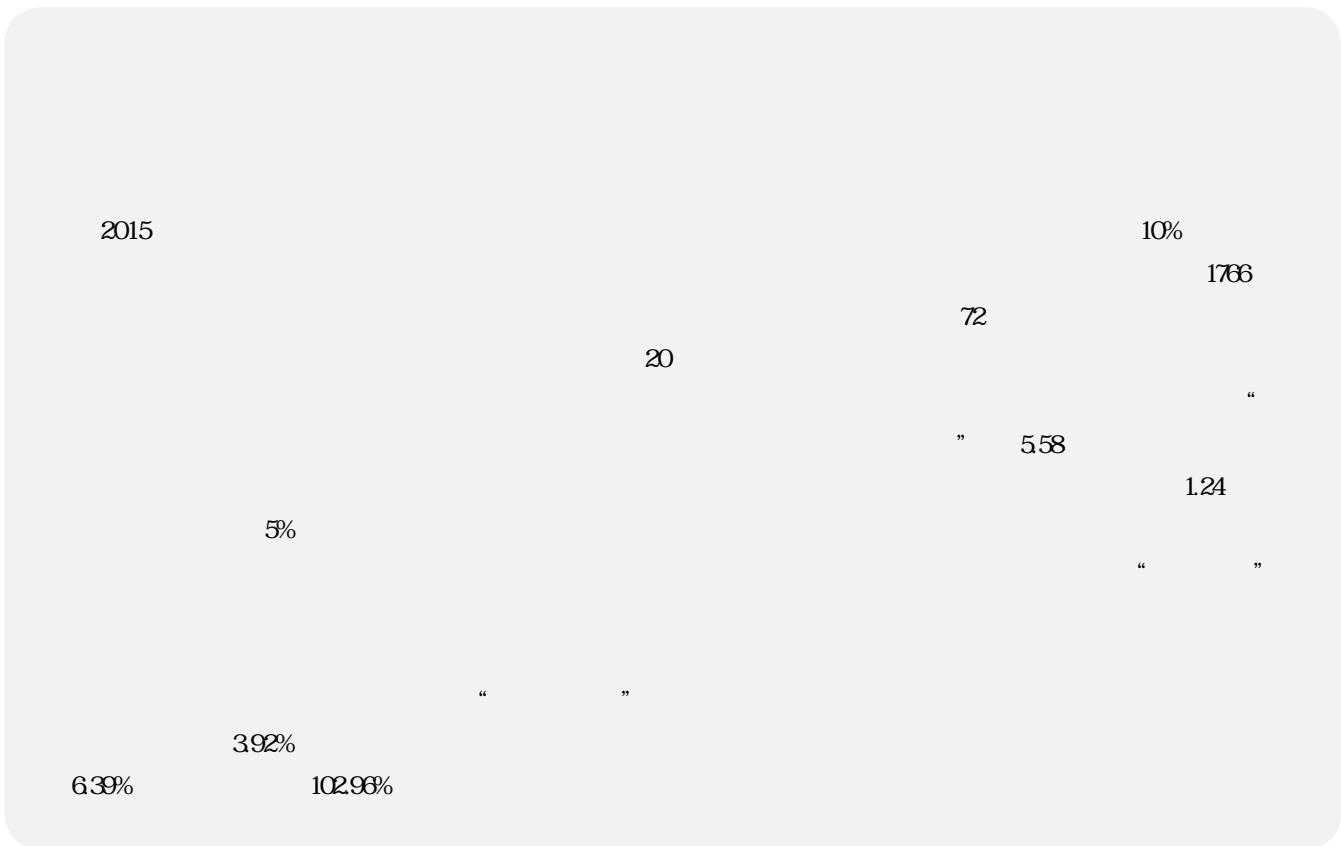

CTC 14

2015 2015 59 22

CTC 14

8

2015
——“ MRV ”
CTC



2015

“ ”

KPI

2015
2000

2015
6

5000 ”

“ 1

2015

TS16949
APQP FMEA

QC

2015
15%~40%

9

60

2015

101

Vensys

10

2000

12

ISO9000
6S 8D

KPI

“ ”

KPI

20



— —

25

2015

1 4

“ ”

—

<

“ ”

“ ”

2015

2016


2011

1000

2014

18% 4 53%

2010 2014



“ ” 2016
“ ”
“ ”

25

40

40

20

2015

"

"

"

"

GDP 6.5%

"

"

"

"

"

"

4500

1.2

100

30%



4.0





9

"

"

5000

C15 C30 C40 C50
C15

100

500

20

30

5000

5000

3000

"

"

"

"

"

"

32.5

PC32.5

PC32.5R

32.5

32.5

32.5

"

"

32.5

50%

60%

42.5

50%

52.5

62.5

50%

70%

30%

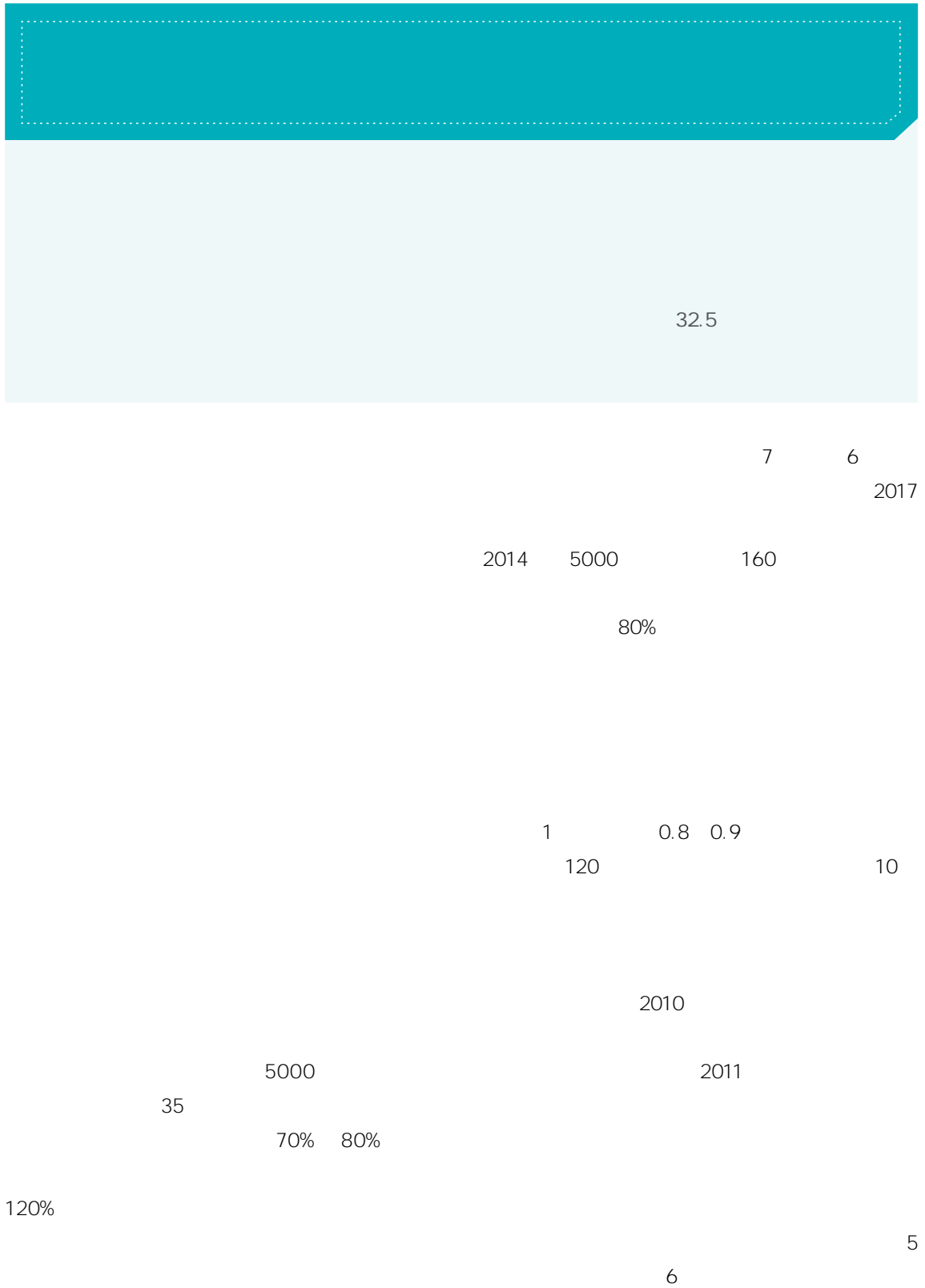
30%

70%

"

"

3.2



70%



" "

"

"

"

CRH

15

40


9

32.5

32.5

" "

"



1953

20 70
2000 10

2004




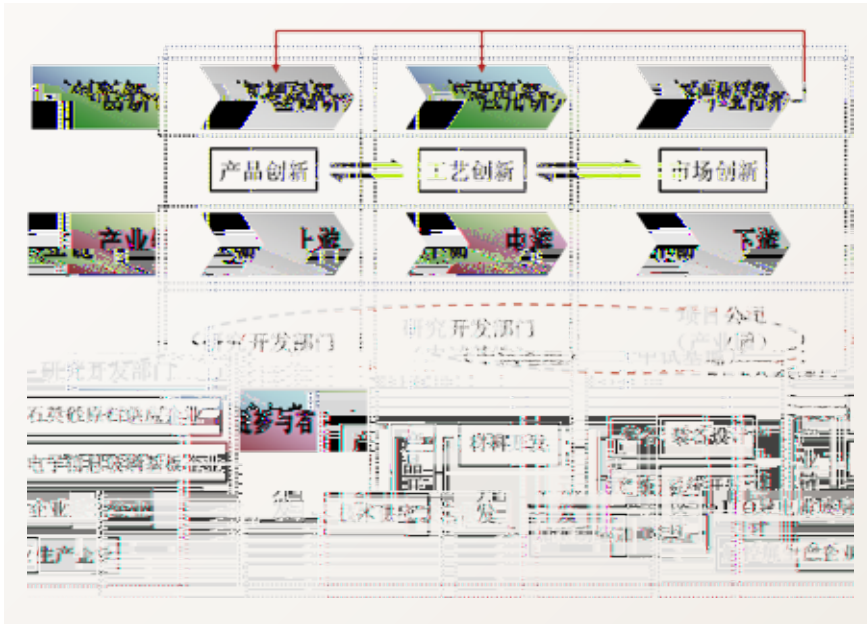
"
"

2000

2000

" + "

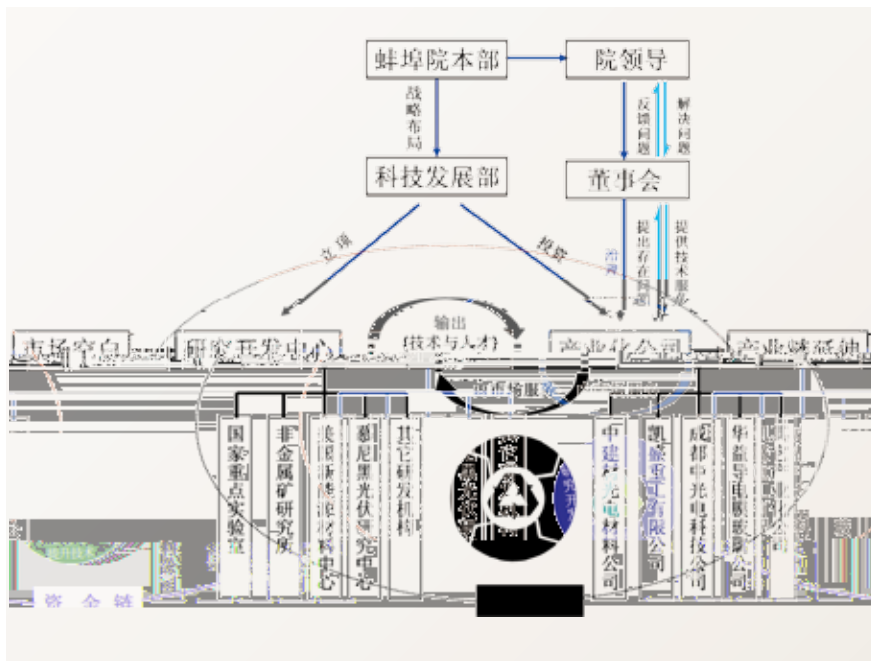




2.

3.

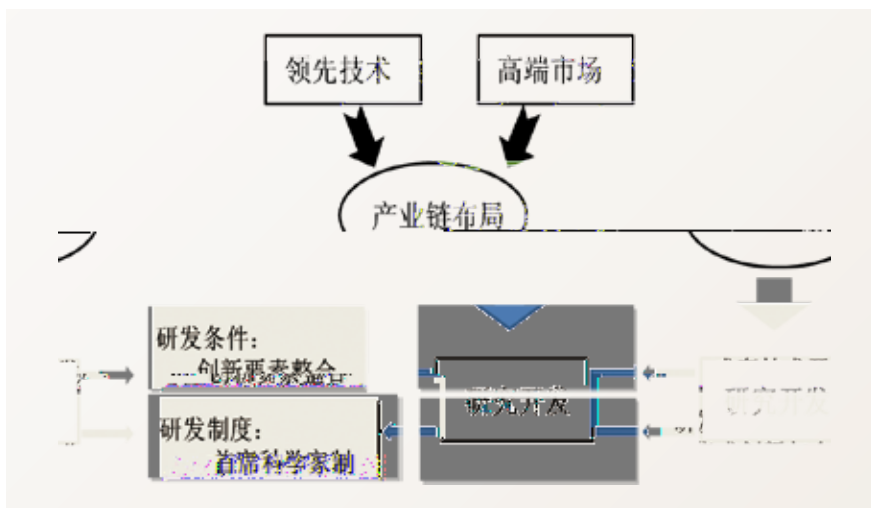
1.



5000

200

2



3

1

4

" "

2

" + "

1.

973 863

9

2

3%

2

3

16

1

0.5mm
TFT- LCD

2

ITO

13

1

3

" + "

"

2015

" "

30

2

700

100

156

60

32

30

47

12

23

2000

1.9

" "

0.91

1

2010

5000

2014

97.2

" "

30.3

2016

2012

28.5

3

60%

500

1200

2014

8

2014

37.96%

72.57%

2014

1.5

30%

75%

200

1.



2.

2014

2.

7

3

38.5

2014

1.

P r

15

10

115.5

3.

2005 5
 " 2004 " 2005 12
 2008
 2007 2008
 2009
 1
 2008 1.2
 2015 3



2011 11

2014 0.992 KPI 0.998 KPI 0.996

2013 8



8 2014

" " " " 13

4

2014 2

30

5A

2014
5%

2013

2013 7

300

2012- 2014

5 / "

5

"



07

" "

09

100

100

10

" 2015
"

"
" 2015

"
39

"

11

" 2015

"

08

1 15

1 12 13

"

"

"

" 2015

"

"

12

"

"

13

"

"

"

"

2015

"

"

ZL201010544550.1

1 16

In

a !

/w

K

Nasir Float Glass



游子的驿站

中國建設集團2016年新春聯歡會



